

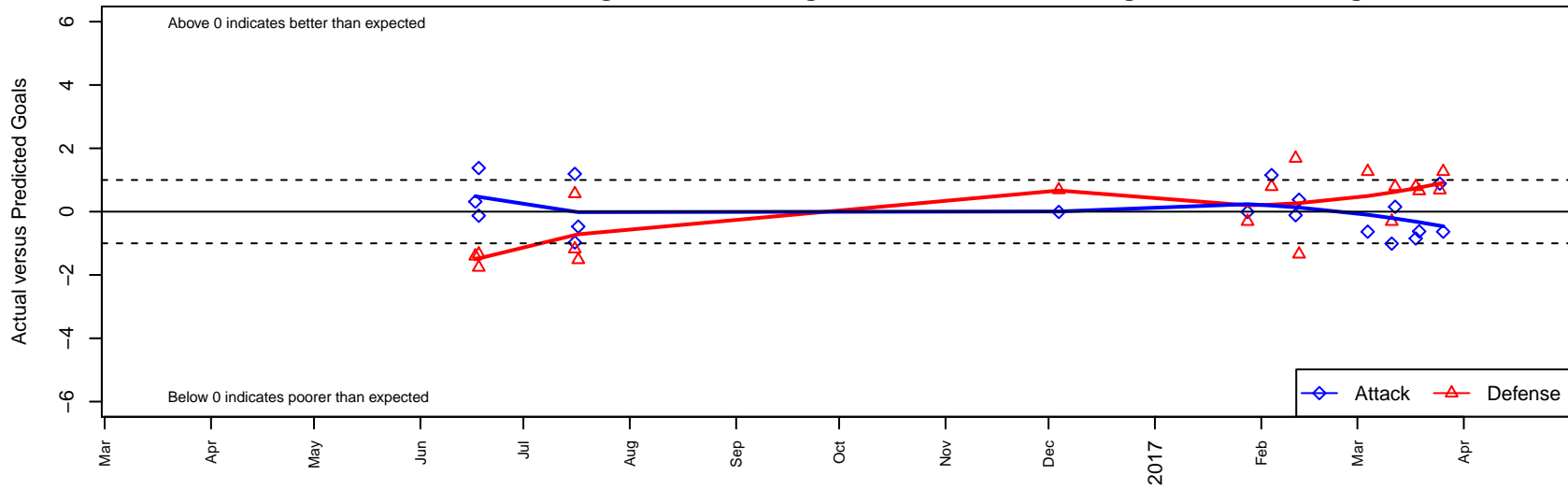
# BIFC Black G01

Bainbridge Island FC  
Bainbridge, WA  
G01 total strength=1274  
attack=2.53 defense=10.55  
spr league = Win NPSL Div 3 (01) U16

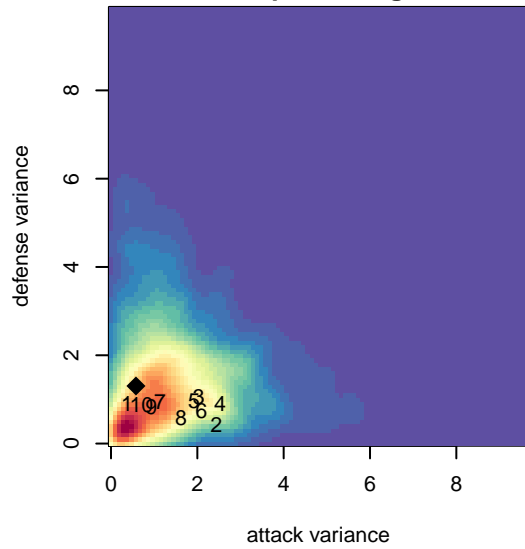
alt names used:

Venues played:  
2016 Skagit Firecracker U16  
2016 KITG GU17 White  
2016 Win NPSL Division 3 (01) U16

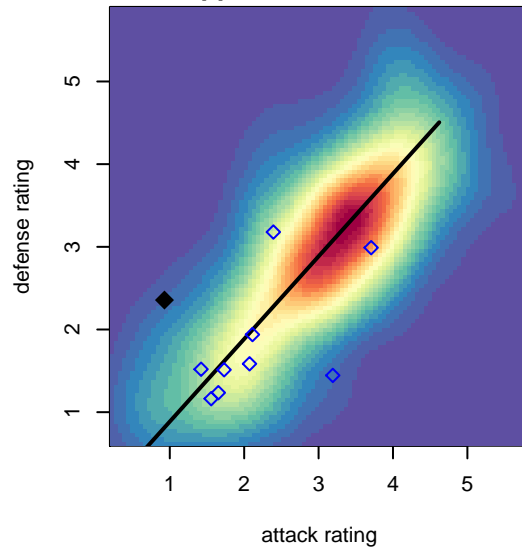
**BIFC Black G01**  
Dots are actual minus expected GF (blue circles) and GA (red triangles).  
Blue line is smoothed change in attack strength. Red is smoothed change in defense strength.



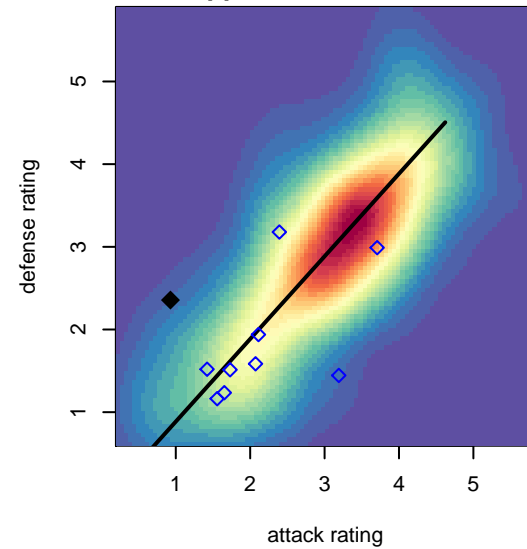
**attack and defense variance (black dot)  
relative to other teams  
and top 10 in region**



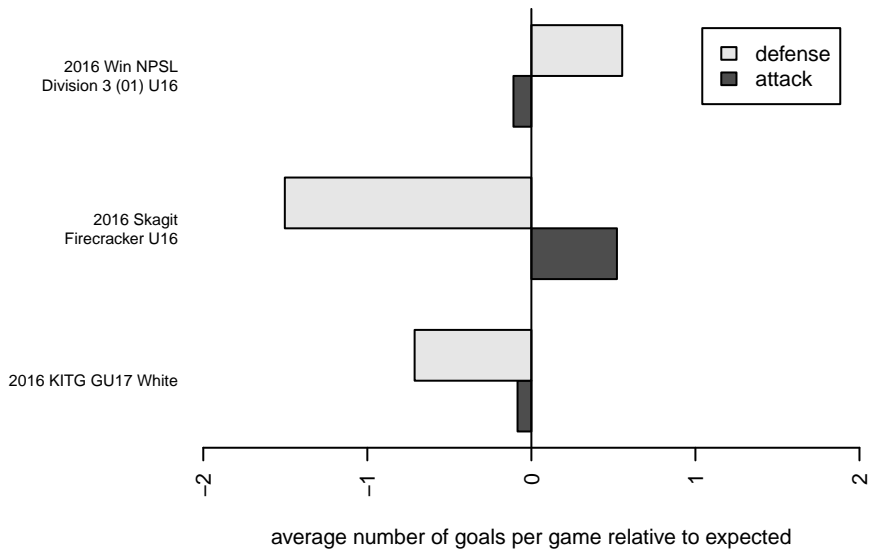
**attack and defense rating  
relative to others at age  
and all opponents in last 13 months**



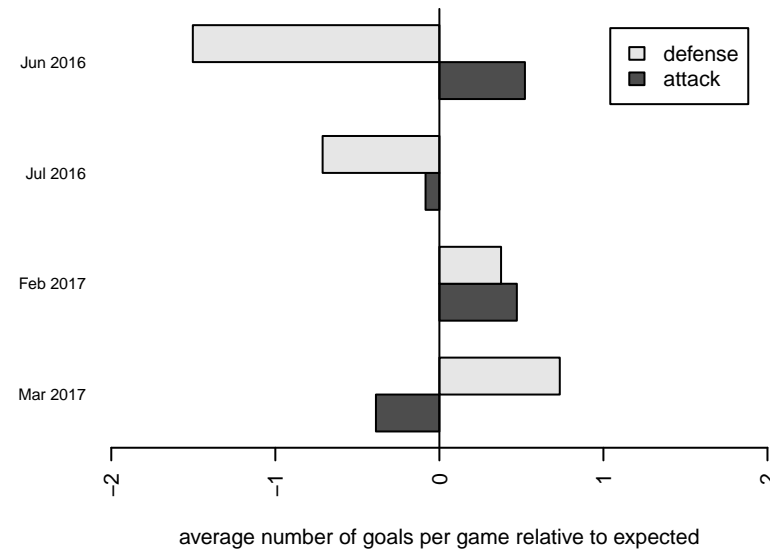
**attack and defense rating  
relative to others at age  
and all opponents in last 13 months**



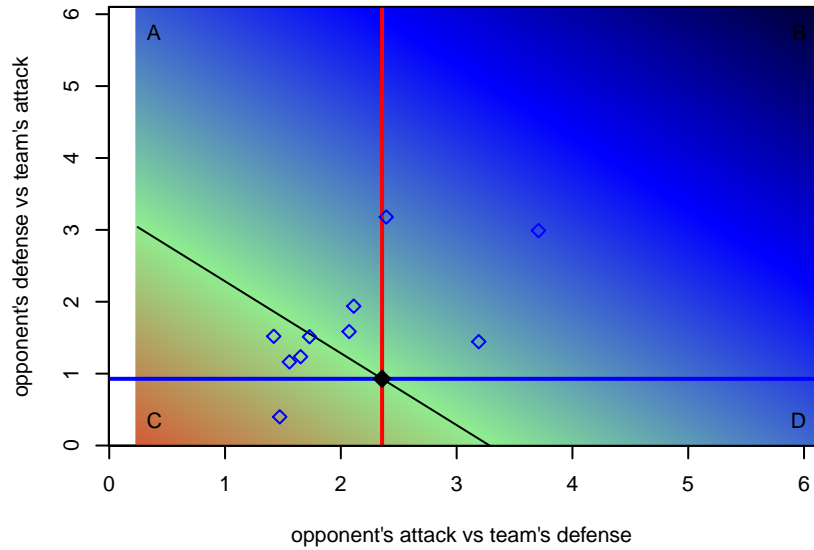
**Performance relative to 13 month average**



**Performance relative to 13 month average**



Distribution of opponents  
 Red = Lose zone, Blue = Win zone, Green = Even  
 Black line separates win/lose zones



lot. A=Neither has attack advantage, B=Opponent has both attack and defense advantage, C=Opponent has both attack and defense disadvantage, D=Both have

<b>date</b>	<b>home</b>		<b>away</b>		<b>venue</b>	<b>pred.home</b>	<b>pred.away</b>
2017-03-26	Granite Falls Thunderbirds G01	0	BIFC Black G01	0	2016 Win NPSL Division 3 (01) U16	1.27	0.63
2017-03-25	BIFC Black G01	1	South Whidbey Reign G01	1	2016 Win NPSL Division 3 (01) U16	0.11	1.68
2017-03-19	BIFC Black G01	0	Seattle United W Blue G01	0	2016 Win NPSL Division 3 (01) U16	0.62	0.66
2017-03-18	BIFC Black G01	0	Bellevue United Lee G01	0	2016 Win NPSL Division 3 (01) U16	0.85	0.79
2017-03-12	BIFC Black G01	1	Bellevue United Lee G01	0	2016 Win NPSL Division 3 (01) U16	0.85	0.79
2017-03-11	FWFC Fireballs G01	1	BIFC Black G01	0	2016 Win NPSL Division 3 (01) U16	0.69	1.01
2017-03-04	BIFC Black G01	0	Granite Falls Thunderbirds G01	0	2016 Win NPSL Division 3 (01) U16	0.63	1.27
2017-02-12	Seattle United W Blue G01	2	BIFC Black G01	1	2016 Win NPSL Division 3 (01) U16	0.66	0.62
2017-02-11	South Whidbey Reign G01	0	BIFC Black G01	0	2016 Win NPSL Division 3 (01) U16	1.68	0.11
2017-02-04	Bellevue United Lee G01	0	BIFC Black G01	2	2016 Win NPSL Division 3 (01) U16	0.79	0.85
2017-01-28	BIFC Black G01	1	FWFC Fireballs G01	1	2016 Win NPSL Division 3 (01) U16	1.01	0.69
2016-12-04	FWFC Fireballs G01	0	BIFC Black G01	1	2016 Win NPSL Division 3 (01) U16	0.69	1.01
2016-07-17	BIFC Black G01	0	FPSC Fury White G00	3	2016 KITG GU17 White	0.47	1.48
2016-07-16	CSC Velocity Green G00	2	BIFC Black G01	2	2016 KITG GU17 White	0.82	0.81
2016-07-16	BIFC Black G01	1	CB United G00	0	2016 KITG GU17 White	1.97	0.56
2016-06-18	BIFC Black G01	0	Richmond FC G01	8	2016 Skagit Firecracker U16	0.13	6.24
2016-06-18	Seattle United W Blue G01	2	BIFC Black G01	2	2016 Skagit Firecracker U16	0.66	0.62
2016-06-17	EPIC G01	5	BIFC Black G01	1	2016 Skagit Firecracker U16	3.59	0.68